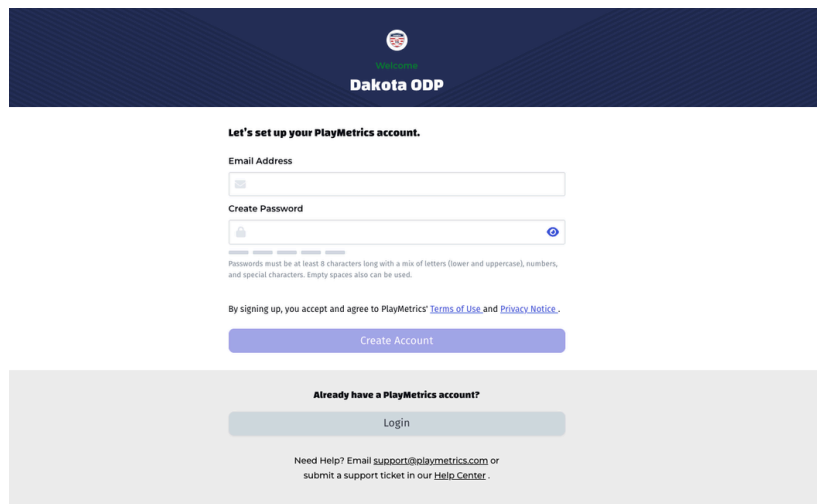


NEW Dakota ODP Registration Instructions

This year Dakota ODP is joining SDYSA in working with PlayMetrics for all of our registration and administrative needs, this includes Dakota ODP registration.


A few things to note:

- This account you create with PlayMetrics, if you do not have one, will be the same PlayMetrics account you may have to use to register your player(s) with their home clubs once club registration opens.
 - *If clubs are using an alternate registration platform (Teamsnap, Sportsengine, GotSport, etc. you will still want to remember your credentials as all background checks/risk management will be housed in PlayMetrics.*
- When you register the screen will look similar to this-the default is to create an account. If you already have a PlayMetrics account you can log in directly by clicking that option below on the registration screen.



The screenshot shows the PlayMetrics registration interface. At the top, there is a dark blue header with the PlayMetrics logo and the text "Dakota ODP". Below the header, the main content area is white. It starts with the heading "Let's set up your PlayMetrics account." followed by two input fields: "Email Address" and "Create Password". The "Create Password" field has a strength indicator and a help icon. Below the password field, there is a small text block: "Passwords must be at least 8 characters long with a mix of letters (lower and uppercase), numbers, and special characters. Empty spaces also can be used." Underneath this is a line of text: "By signing up, you accept and agree to PlayMetrics' [Terms of Use](#) and [Privacy Notice](#)." Below that is a blue "Create Account" button. At the bottom of the white section, there is a grey box with the heading "Already have a PlayMetrics account?" and a light blue "Login" button. At the very bottom, there is a small text block: "Need Help? Email support@playmetrics.com or submit a support ticket in our [Help Center](#)."

- You will then add all of your players to your account, even if you are not registering all of your players for Dakota ODP, you will still want them in your account for registering later. You will be the primary contact for all players you add, you can grant access to other family members later on.

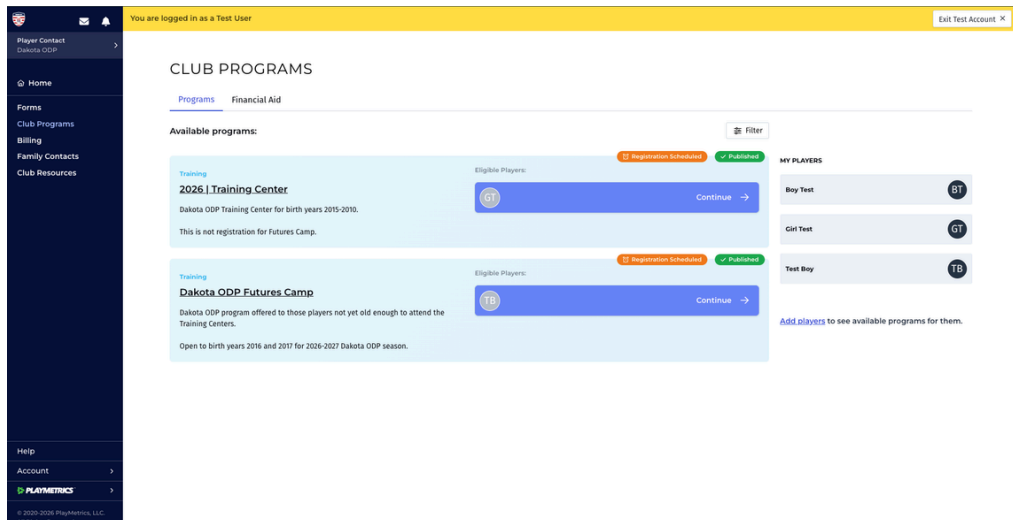


Add your player information.

You will be the primary contact for the players you add. You can grant access to other members in your family later on.

A light gray form for adding player information. It includes a profile icon placeholder on the left. The form has four input fields: 'First Name', 'Last Name', 'Date of Birth' (with a calendar icon and 'Select Date' text), and 'Gender' (with radio buttons for 'Male' and 'Female'). At the bottom, there are two buttons: a blue 'Finish' button and a white 'Skip' button with a gray border.

- Once you have your player(s) added you will be brought to the club programs you can register your players for. Only programming available for you player(s) date of birth will be shown. If you feel you should be seeing a program check the age groups for that program as compared to your players age, if there is a mistake reach out to SDYSA or PlayMetrics directly.



- Once you click on the specific program (training center, futures camp) a new window will open up with all available dates for this program. You are allowed to sign up for as many as your player would like.
 - *If you click the blue arrow located next to each program date a dropdown will populate where you will select which player(s) you would like to register for this specific date/time. Double check your locations!*

Training
2026 | Training Center

Dakota ODP Training Center for birth years 2015-2010.

This is not registration for Futures Camp.

- > Training Center-Brookings 8/1/2026
GT \$100.00
- > Training Center-Sioux Falls, SD 8/2/2026
GT \$100.00
- > Training Center-Fargo, ND 8/16/2026
GT \$100.00
- > Training Center-Spearfish, SD 8/30/2026
GT \$100.00
- > Training Center- Jamestown, ND 9/26/2026
GT \$100.00

- Once you determine which program and date your player would like to attend you can click that option and you will then click PROCEED TO REGISTRATION where you will have specific programming questions to answer about your player(s).
 - *This includes the uploading of a player card photo, player insurance information, and the signing of two waivers (media release/medical release) along with some demographic and player questions. Please ensure you answer all of these!*

You are logged in as a Test User Exit Test Account X

2026 | Training Center Player Details EXIT

Section 1 of 2

Questions for Girl

Training Shirt Size

Please select your shirt size below

Youth Small

Youth Medium

Youth Large

Adult Small

Adult Large

Adult Medium

Player Information

Which club do you play for currently?

Position(s) Played

Select primary position first

Player Card Photo

+ Add Attachment

Player Insurance Information (Company, Policy #)

Section 1 of 2 Next →


- You will then be brought to our final screen where you will agree to the Dakota ODP refund policy and process any payments. *This was performed in a test account so was unable to show the various forms of payment.*


Checkout

Payment Method

Test Account - No Payment Method

Mailing Address (Required)

Enter address 

1 2026 | Training Center 

Total Summary

Total Amount \$100.00

Due Today \$100.00

Total Due Today \$100.00

I agree to the [refund policy](#) for Dakota ODP

Place Order

- **NOTE:** Should your player(s) then be selected to represent Dakota ODP on a team they will need to then register for 'Dakota ODP Team Camp', and any subsequent team events that are scheduled. These links will be sent out to those specific players selected to advance.
 - *This includes the purchase of a new Capelli Dakota ODP uniform for specified Dakota ODP competitions which will be gone over with each player selected to continue on.*